

# Finding Perspective Amid Recession Fears

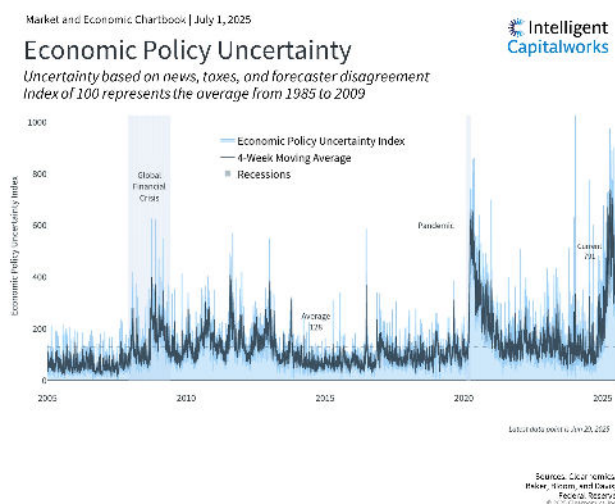


**Charles Rossi, CPWA, CFP® | Chief Client Wealth Officer | Portfolio Manager**

March 10, 2025

The stock market has stumbled with the S&P 500 and Nasdaq declining year-to-date.<sup>1</sup> While tariffs have garnered the most attention, investors are also concerned about mixed economic signals including weak consumer confidence, hotter inflation, government worker layoffs, and more. Some are now wondering if there will be a recession, and President Trump did not rule out the possibility in recent interviews. How can investors maintain perspective in this challenging market and economic environment?

## Chart: Uncertainty around economic policy has increased



To start, it is important to understand the difference between how individuals and households feel about the economy versus what drives financial markets. For example, when the prices of everyday goods and services increase, this can present challenges for our personal budgets. However, it may create potential opportunities in investments that can benefit from price increases. So, it's important as investors to remain objective and distinguish between our personal experiences with the economy and the factors that influence long-term investment returns.

While the economy and stock market are not the same thing, they influence one another in important ways. When economic growth is strong, corporate earnings tend to grow which can boost share prices, and vice versa. Similarly,

stock and bond markets can sometimes serve as a leading indicator for the broader economy since they reflect the forecasts of millions of investors.

This does not mean that the market is always correct. It's important to remember that some investors and economists have been predicting a recession for nearly three years. Just a year ago, many believed a recession would be imminent due to inflation. Even academic indicators of recession, such as the "inverted yield curve" or the "Sahm Rule," have not proven to be reliable this time around.

Instead, not only has the economy grown steadily in the past few years, markets have also performed well. Despite the current pullback, the S&P 500 has gained over 60% since the market bottom in late 2022,<sup>2</sup> while the Nasdaq has risen 78%.<sup>3</sup>

Of course, like a stopped clock that happens to be right twice a day, there will eventually be a recession. However, these examples show that predicting the timing of economic downturns is difficult. Investing based on the assumption of an economic downturn can lead to suboptimal financial decisions, which is why it's important to build portfolios that focus on long-term goals rather than near-term uncertainties.

### **Why have recession concerns risen?**

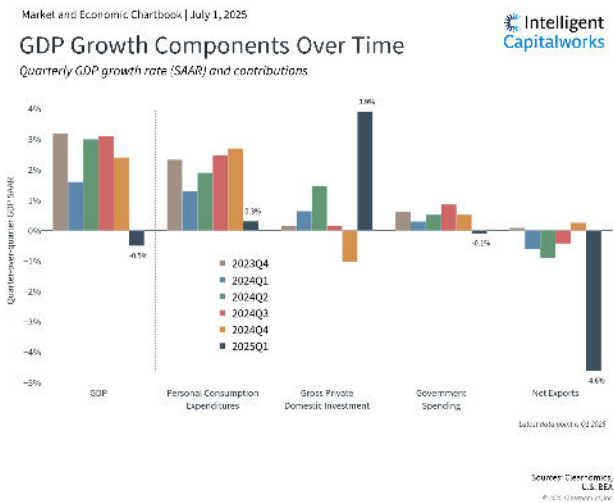
Historically, recessions occur when the business cycle enters its later stages, or an external shock takes place, such as a pandemic or financial crisis. The current business cycle has shown signs of slowing, but has not contracted just yet. Instead, a possible trade war represents an outside shock to consumers, businesses, and global supply chains. Additionally, slower growth - or even two consecutive quarters of negative growth - are quite different from situations like the 2008 global financial crisis or 2020 pandemic shutdown.

The administration has said there may be a period of short-term "turbulence" in the economy. Even if tariffs do not directly harm growth, they have created an environment of uncertainty, as shown in the chart above. The administration has acted more swiftly with broad tariffs compared to President Trump's first term, making the outcome harder to predict. Only time will tell if tariffs reach rates not seen since the 1930s, or if agreements with major trading partners will be reached.

It's important to remember that tariffs are often used as a negotiating tactic for broader policy objectives. In the past, market reactions to tariff announcements were more dramatic than their actual economic impact. In 2018, the market fell as tariffs were implemented, but earnings growth was still strong and GDP was almost 3% that year.

While this uncertainty may be uncomfortable and has led to market swings, it's in periods of economic strength that policy shifts can be most easily absorbed.

## Chart: The economy has grown steadily despite investor fears



Beyond tariffs, the economic data is causing concern, including hotter-than-expected inflation and mixed jobs numbers. For example, the Consumer Price Index reversed course recently and rose above 3.0% for the first time since last summer.

Adding to this uncertainty, federal government jobs fell by 10,000 in February according to the Bureau of Labor Statistics, and more are expected. While federal workers account for less than 2% of the workforce, there is concern of ripple effects on the private sector and job growth overall. Despite this, the economy still added a healthy number of jobs in the

latest report.

The price sensitivity of the consumer and their outlook on the job market have also worsened. Consumers now expect inflation of 3.5% over the next five years, the highest level since 1995, according to a University of Michigan survey. This has translated into feelings of deep pessimism about their financial situation in the next 5 years.

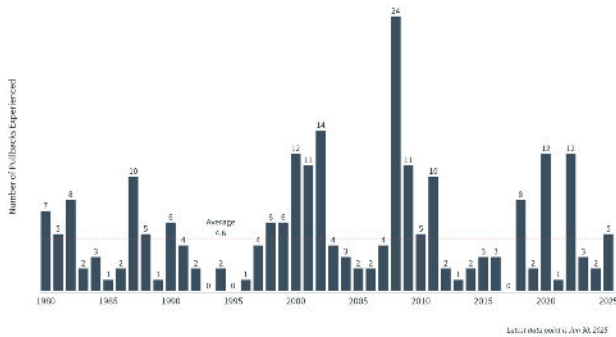
The irony is that markets have forgotten about the reasons for their post-election optimism: the possibility of pro-growth policies around manufacturing, energy, taxes, and regulation. As the chart above shows, consumer spending has driven the economy in recent years. Some economists hope that policy changes could boost business spending as well. An extension of the Tax Cuts and Jobs Act (TCJA) is currently being considered by Congress, and regulatory changes are in progress as well.

## Chart: The S&P 500 experiences pullbacks on a regular basis

Market and Economic Chartbook | July 1, 2025

### Stock Market Pullbacks

The number of 5% S&P 500 pullbacks experienced by investors each year



Source: Clear Economics, Standard & Poor's  
© 2025 Clear Economics

While the thought of a recession can be unpleasant, it's important to remember that periods of slower economic growth are a natural part of the business cycle. Forecasts are not always correct, and even when they are, markets do not always behave in expected ways. While the past is no guarantee of the future, the market declines and subsequent sharp recoveries in 2020 and 2022 are recent examples of situations where markets can quickly change their tune.

Similarly, short-term market pullbacks are a natural part of investing. As the accompanying chart shows, the S&P 500 experiences pullbacks on a regular basis,

even as it has risen in the long run. It's important to maintain a broader perspective amid heightened economic concerns.

**The bottom line? The possibility of a recession is back on investors' minds but long-term investors should maintain a broader perspective. While tariffs have increased uncertainty and some economic data has been mixed, history shows that staying invested through challenging periods is the best way to achieve financial goals.**

<sup>1</sup>Standard & Poor's and Nasdaq have declined 1.9% and 5.8%, respectively, as of March 7, 2025

<sup>2</sup>S&P 500 price return from September 20, 2022 to March 7, 2025

<sup>3</sup>Nasdaq Composite price return from December 22, 2022 to March 7, 2025

Intelligent Capitalworks is the tradename for ICW Investment Advisors LLC ("ICWIA"). ICW Investment Advisors LLC is registered as an investment adviser with the Securities and Exchange Commission (SEC) and only transacts business in states where it is properly registered, or is excluded or exempted from registration requirements. SEC registration does not constitute an endorsement of the firm by the Commission, nor does it indicate that the firm has attained a particular level of skill or ability.

This publication has been prepared for informational purposes only and is not an offer to buy or sell or a solicitation of an offer to buy or sell any securities, or to participate in any trading strategy.

ICWIA believes the information presented in this publication is factual and up-to-date, but does not guarantee its accuracy and you should not regard this publication as a complete and exhaustive analysis of the subjects discussed herein.

All opinions expressed reflect our judgment as of the date of publication and are subject to change. You should not construe the content of this publication as being personalized investment advice. You should engage a professional advisor before pursuing any of the investment ideas or implementing any of the strategies presented in this publication.

Past performance may not be indicative of future results. All investment strategies have the potential for profit or loss. Different types of investments involve varying degrees of risk, and there can be no assurance that any specific investment or strategy will be suitable or profitable for your portfolio. There can be no assurances that an investment or portfolio will match or outperform any particular benchmark.

Working with a financial advisor is not a guarantee of future financial success.

Always consult an attorney or tax professional regarding your specific legal or tax situation. ICWIA does not provide legal, tax, accounting, actuarial, or pension consulting advice or services.

Clearnomics® is the author this material and the legal entity responsible for the production of this publication.

---

Copyright (c) 2025 Clearnomics, Inc. All rights reserved. The information contained herein has been obtained from sources believed to be reliable, but is not necessarily complete and its accuracy cannot be guaranteed. No representation or warranty, express or implied, is made as to the fairness, accuracy, completeness, or correctness of the information and opinions contained herein. The views and the other information provided are subject to change without notice. All reports posted on or via [www.clearnomics.com](http://www.clearnomics.com) or any affiliated websites, applications, or services are issued without regard to the specific investment objectives, financial situation, or particular needs of any specific recipient and are not to be construed as a solicitation or an offer to buy or sell any securities or related financial instruments. Past performance is not necessarily a guide to future results. Company fundamentals and earnings may be mentioned occasionally, but should not be construed as a recommendation to buy, sell, or hold the company's stock. Predictions, forecasts, and estimates for any and all markets should not be construed as recommendations to buy, sell, or hold any security--including mutual funds, futures contracts, and exchange traded funds, or any similar instruments. The text, images, and other materials contained or displayed in this report are proprietary to Clearnomics, Inc. and constitute valuable intellectual property. All unauthorized reproduction or other use of material from Clearnomics, Inc. shall be deemed willful

infringement(s) of this copyright and other proprietary and intellectual property rights, including but not limited to, rights of privacy. Clearnomics, Inc. expressly reserves all rights in connection with its intellectual property, including without limitation the right to block the transfer of its products and services and/or to track usage thereof, through electronic tracking technology, and all other lawful means, now known or hereafter devised. Clearnomics, Inc. reserves the right, without further notice, to pursue to the fullest extent allowed by the law any and all criminal and civil remedies for the violation of its rights.

