

Special Update: What U.S.-China Trade Progress Means for Investors



Michael Rossi, CFA, CFP® | Chief Client Wealth Officer | Portfolio Manager

May 13, 2025

The recent trade announcement between the U.S. and China reverses many of the tariffs that rattled financial markets beginning in April. This agreement, which lasts 90 days, lowers U.S. tariff rates on China from 145% to 30%, and China's rates on U.S. goods to 10%. Along with tariff pauses on other trading partners, and a newly announced trade deal with the U.K., markets are hopeful that a drawn-out trade war is now off the table. What does this changing market narrative mean for long-term investors?

What markets dislike most are uncertainty and negative surprises. This is because markets often react to the worst-case scenarios immediately and adjust as more information becomes available. While the unexpected size and scope of the April 2 tariffs sparked a sharp market downturn, the recovery over the past several weeks has also been swift.

Markets are close to where they started the year and slightly above their pre-April 2 tariff announcement levels. This is a pattern that follows many other historical examples in which recoveries can occur once there is greater clarity. Recent events are another reminder that maintaining a long-term investment perspective is important during periods of uncertainty.

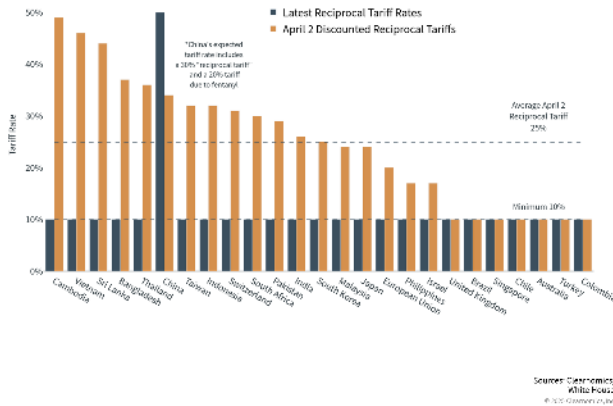
The U.S.-China agreement is a positive sign a broader deal can be reached

Market and Economic Chartbook | July 1, 2025

U.S. Tariff Rates and Trade Wars

Current total tariff rates and announced April 2 reciprocal tariffs

Intelligent
Capitalworks



The latest tariff agreement between the U.S. and China is positive because it removes a significant source of market uncertainty. It sets the U.S. reciprocal tariff on Chinese goods to 10% while maintaining the 20% tariff related to the fentanyl crisis put in place earlier this year. While the situation is still evolving, this agreement paves the way for a longer-term trade deal between the world's two largest economies and de-escalates tensions. So, while tariff rates are higher than in the past, the worst-case scenario is now less likely.

With the benefit of hindsight, recent events mirror the trade tensions in 2018 and 2019 during the first Trump administration. In both cases, the administration's goal has been to achieve new trade deals by using tariffs as a negotiating tool, with the stated aim of closing the U.S. trade deficit with major trading partners. Five years ago, this resulted in the "Phase One" trade agreement with China, the USMCA (United States-Mexico-Canada Agreement), and other deals.

There are many intertwined objectives in these trade policies, including a focus on manufacturing jobs, protecting intellectual property, controlling immigration, and more. Today, the key difference is that the administration has gone much further with tariff threats than many investors and economists had anticipated. Still, the recently announced trade deal between the U.S. and the U.K. is evidence that previous patterns may apply here as well. That agreement sets a baseline 10% tariff rate on U.K. goods, with specific provisions allowing up to 100,000 imported cars at this level as well as exemptions for steel and aluminum.

With the benefit of hindsight, recent events mirror the trade tensions in 2018 and 2019

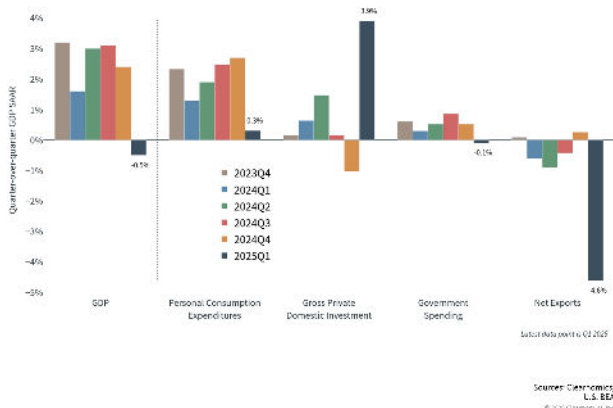
The economy has been resilient despite trade uncertainty

Market and Economic Chartbook | July 1, 2025

GDP Growth Components Over Time

Quarterly GDP growth rate (SAAR) and contributions

Intelligent
Capitalworks



Of course, new trade deals with China and many other countries are not yet final, and day-to-day headlines could continue to drive market swings, especially if previous tariff pauses expire. An important reason markets have focused so heavily on tariffs is the impact on inflation and economic growth. This was reflected in the first quarter's GDP figure which showed a slight economic contraction as businesses stockpiled imported goods ahead of tariff deadlines. Greater clarity will likely help both consumers and businesses.

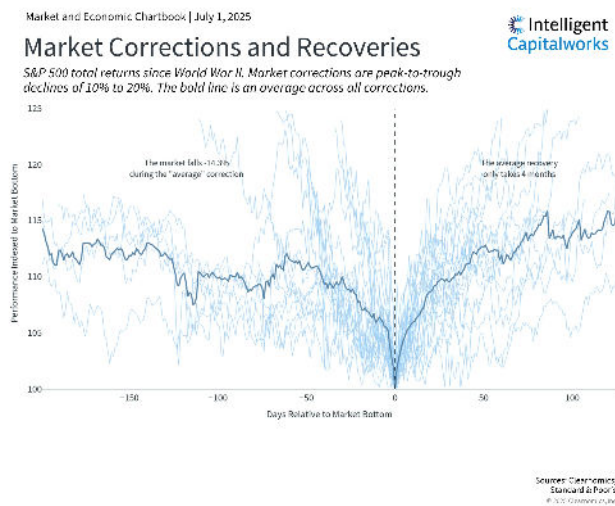
In this environment, what else could go right? First, many economic indicators

remain solid. The latest jobs report showed the economy added 177,000 positions in April, above expectations of 138,000. The unemployment rate held steady at 4.2%, continuing a period of stability that began last May. The strong job market helps to offset concerns that tariffs and uncertainty will impact consumer spending.

Meanwhile, inflation continues its gradual deceleration toward the Fed's 2% target, with the latest Consumer Price Index figure coming in at 2.4% year-over-year. This deceleration has been supported by falling oil prices which recently reached four-year lows. Cheaper oil, driven in part by tariff-related volatility, helps to lower costs for consumers and can be a boost to the economy, all things equal.

The recent U.S.-China agreement also reduces the pressure for immediate Fed policy changes. Market-based measures still expect the Fed to cut rates further this year, but these expectations have fallen to only two or three cuts, possibly beginning in July or September. The Fed, which recently kept rates steady between 4.25% and 4.5%, appears to be taking a “wait-and-see” approach, rather than reacting to near-term trade, market, and economic news.

Market recoveries often occur when they're least expected



While there are still many risks to the market, the last several weeks show how quickly the narrative can change. By their very nature, markets anticipate worst-case scenarios. During times of negative headlines and market pullbacks, it's difficult to imagine that the market will ever recover. So, while understanding risks is always prudent, it should not come at the expense of long-term portfolio positioning.

The accompanying chart shows how market corrections have behaved since World War II. While the average correction experiences a decline of 14%, it often recovers in as little as four months. Most

importantly, it can often rebound when it's least expected, as we've experienced following recent progress on trade negotiations. Those investors who overreact to early signs of volatility may find that they are not appropriately positioned, especially with respect to their financial goals.

The bottom line? The latest U.S.-China trade announcement has lowered market uncertainty and recession concerns. For long-term investors, this reinforces the value of maintaining perspective during periods of market turbulence rather than reacting to short-term volatility.

Intelligent Capitalworks is the tradename for ICW Investment Advisors LLC ("ICWIA"). ICW Investment Advisors LLC is registered as an investment adviser with the Securities and Exchange Commission (SEC) and only transacts business in states where it is properly registered, or is excluded or exempted from registration requirements. SEC registration does not constitute an endorsement of the firm by the Commission, nor does it indicate that the firm has attained a particular level of skill or ability.

This publication has been prepared for informational purposes only and is not an offer to buy or sell or a solicitation of an offer to buy or sell any securities, or to participate in any trading strategy.

ICWIA believes the information presented in this publication is factual and up-to-date, but does not guarantee its accuracy and you should not regard this publication as a complete and exhaustive analysis of the subjects discussed herein.

All opinions expressed reflect our judgment as of the date of publication and are subject to change. You should not construe the content of this publication as being personalized investment advice. You should engage a professional advisor before pursuing any of the investment ideas or implementing any of the strategies presented in this publication.

Past performance may not be indicative of future results. All investment strategies have the potential for profit or loss. Different types of investments involve varying degrees of risk, and there can be no assurance that any specific investment or strategy will be suitable or profitable for your portfolio. There can be no assurances that an investment or portfolio will match or outperform any particular benchmark.

Working with a financial advisor is not a guarantee of future financial success.

Always consult an attorney or tax professional regarding your specific legal or tax situation. ICWIA does not provide legal, tax, accounting, actuarial, or pension consulting advice or services.

Clearnomics® is the author this material and the legal entity responsible for the production of this publication.

Copyright (c) 2025 Clearnomics, Inc. All rights reserved. The information contained herein has been obtained from sources believed to be reliable, but is not necessarily complete and its accuracy cannot be guaranteed. No representation or warranty, express or implied, is made as to the fairness, accuracy, completeness, or correctness of the information and opinions contained herein. The views and the other information provided are subject to change without notice. All reports posted on or via www.clearnomics.com or any affiliated websites, applications, or services are issued without regard to the specific investment objectives, financial situation, or particular needs of any specific recipient and are not to be construed as a solicitation or an offer to buy or sell any securities or related financial instruments. Past performance is not necessarily a guide to future results. Company fundamentals and earnings may be mentioned occasionally, but should not be construed as a recommendation to buy, sell, or hold the company's stock. Predictions, forecasts, and estimates for any and all markets should not be construed as recommendations to buy, sell, or hold any security--including mutual funds, futures contracts, and exchange traded funds, or any similar instruments. The text, images, and other materials contained or displayed in this report are proprietary to Clearnomics, Inc. and constitute valuable intellectual property. All unauthorized reproduction or other use of material from Clearnomics, Inc. shall be deemed willful

infringement(s) of this copyright and other proprietary and intellectual property rights, including but not limited to, rights of privacy. Clearnomics, Inc. expressly reserves all rights in connection with its intellectual property, including without limitation the right to block the transfer of its products and services and/or to track usage thereof, through electronic tracking technology, and all other lawful means, now known or hereafter devised. Clearnomics, Inc. reserves the right, without further notice, to pursue to the fullest extent allowed by the law any and all criminal and civil remedies for the violation of its rights.

